

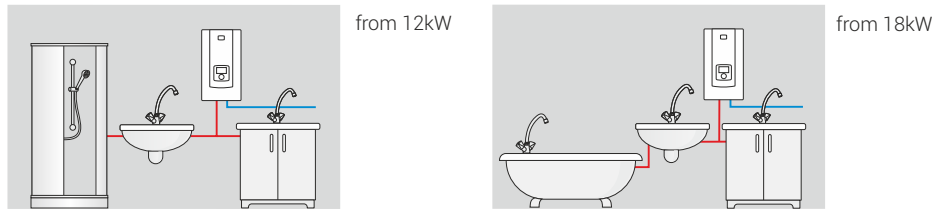
Electric instantaneous water heaters

# PPE2 electronic LCD

Electronically controlled heater with LCD display at the best price



## Application



## Most important advantages



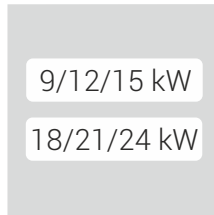
### LCD display

Display allows to read the inlet and outlet temperatures, the water flow rate and unit power.



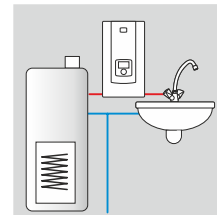
### Electronic control system

Ensures stability and smooth regulation of water temperature from 30°C - 60°C (1°C step).




### 3 powers in 1 heater

This allows the user to select the desired power level (not applicable for 27 kW version).



Can work on already preheated water. Inlet water temperature up to 70°C.



### Temperature lock

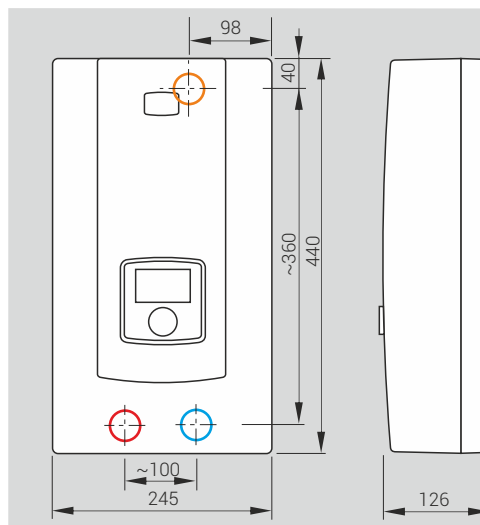
This allows the user to save the maximum temperature value e.g. in order to protect children against burn injuries.



### Temperature memory

This allows the user to save three most frequently used water temperatures.

## Dimensions



Supply water pressure	0,12 - 0,6 MPa
Inlet and outlet section	Gz 1/2"
Safety class	IP 25
Energy efficiency class	<b>A</b>

- Electric cable connection point
- Cold water inlet
- Hot water inlet

## Technical data

Type	Rated power / Rated voltage	Rated current (A)	Min. connecting wires section (mm <sup>2</sup> )	Efficiency (Δt=30°) (l/min.)
PPE2-09/12/15.LCD	9/12/15 kW / 400V 3~	3x13,0/17,3/21,7	4 x 1,5/2,5/2,5	4,3/5,8/7,2
PPE2-18/21/24.LCD	18/21/24 kW / 400V 3~	3x26,0/30,3/34,6	4 x 4/4/6	8,7/10,1/11,6
PPE2-27.LCD	27 kW / 400V 3~	3x39	4 x 6	13,0