

Electric instantaneous water heaters

# KDH / KDHZ Luxus hydraulic

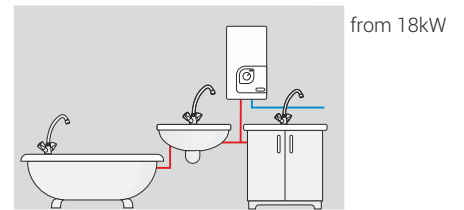
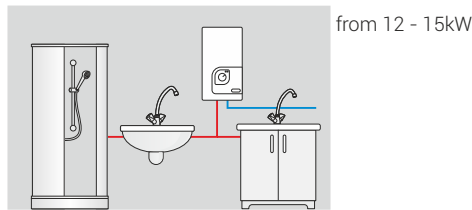
Heater with proven and durable construction



## KDHZ

Metal case with extra resistance to prevent any damage. Perfect for public buildings.

## Application



## Most important advantages



### Copper shielded heating elements

Reliable technology ensures long life, resistance to water decay and air bubbles.



### Automatically switches on 2 steps of heating

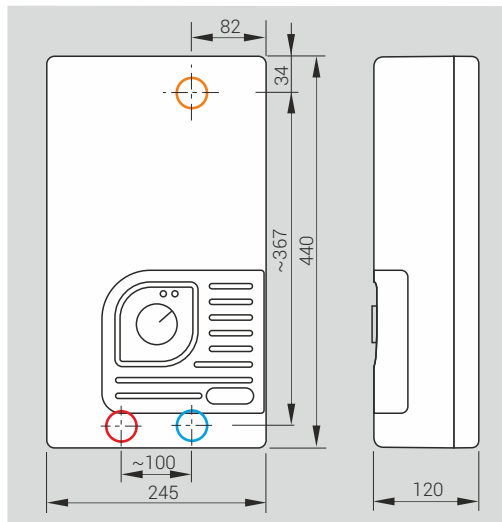
Automatic "switch on" system and power selection according to the water flow rate.



### Power regulation




Allows to set the heater on full power or economic mode.

## Dimensions



Supply water pressure	0,15 - 0,6 MPa 9-15 kW 0,2 - 0,6 MPa 18 kW 0,25 - 0,6 MPa 21-24 W
Inlet and outlet section	Gw 1/2"
Safety class	IP 25
Energy efficiency class	<b>A</b>

\* Inlet and outlet pipes connected to the heater must be made of copper or steel.

-  Electric cable connection point
-  Cold water inlet
-  Hot water inlet

## Technical data

Type	Rated power / Rated voltage	Rated current (A)	Min. connecting wires section (mm <sup>2</sup> )	Efficiency (Δt=30°) (l/min.)
KDH-09 LUXUS	9 kW / 400V 3~	3x13,0	4 x 1,5	4,3
KDH-12 LUXUS	12 kW / 400V 3~	3x17,3	4 x 2,5	5,8
KDH-15 LUXUS	15 kW / 400V 3~	3x21,7	4 x 2,5	7,2
KDH-18 LUXUS	18 kW / 400V 3~	3x26,0	4 x 4	8,7
KDH-21 LUXUS	21 kW / 400V 3~	3x30,3	4 x 4	10,1
KDH-24 LUXUS	24 kW / 400V 3~	3x34,6	4 x 6	11,6