

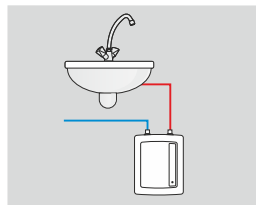
Electric instantaneous water heaters

EPO2 Amicus

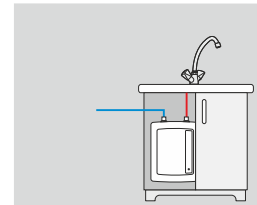
The new heater ideal for sink or washing basin



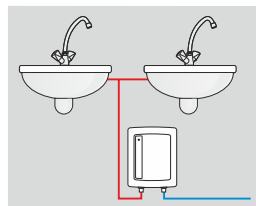
Application



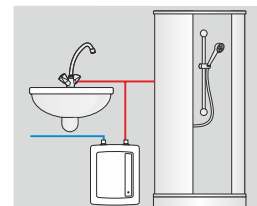
from 3,5kW



from 5,5kW



from 4,4kW



from 5,5kW

Allows to use one tap at a time.

Allows to use one tap at a time. Recommended use of a fine-stream shower head.

Most important advantages



Universal mounting

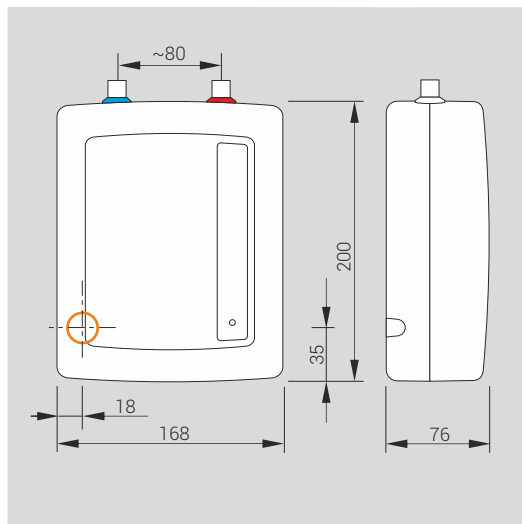
Can be installed in any position, above or below the sink.



Fine-stream spray head

Comfortable use and savings on water and energy up to 50%.

Dimensions



Supply water pressure	0,12 - 0,6 MPa
Inlet and outlet section	Gz 3/8"
Energy efficiency class	A

Technical data

Type	Rated power / Rated voltage	Rated current (A)	Min. connecting wires section (mm ²)	Efficiency (Δt=30°) (l/min.)
EPO2-3 AMICUS	3,5 kW / 230V~	15,2	3 x 1,5	1,7
EPO2-4 AMICUS	4,4 kW / 230V~	19,1	3 x 2,5	2,1
EPO2-5 AMICUS	5,5 kW / 230V~	23,9	3 x 2,5	2,7
EPO2-6 AMICUS	6,0 kW / 230V~	26,1	3 x 4	2,9